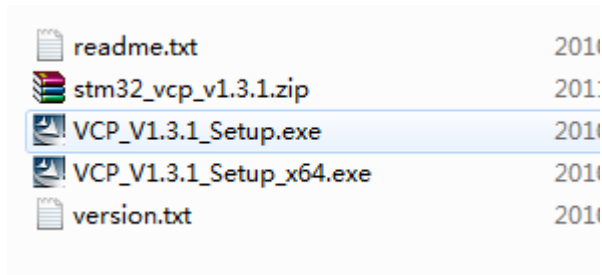

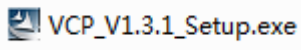


1.open folder



1, 2. If the PC's system is WINDOWS 64 bit, double click the  VCP_V1.3.1_Setup_x64.exe of 9.STM32 to install the program of USB-COM; If the PC's system is WINDOWS 32 bit , double click the



of 9.STM32 to install the program of USB-COM

3. Factory Default



4. Bluetooth Mode



5,Bluetooth Baud Rate



6,Bluetooth Setting Mark




7,Enter Setting



8,Open SPP Channel




9, Disconnect previous connection




10 Scan the receiver' s MAC code(The code is sticked on the receiver' s outer case)


11. Auto reconnection



12. Storage Bluetooth SPP setting



13. Finish Bluetooth SPP setting



14. IOS Transmission OFF



15.USB-COM

